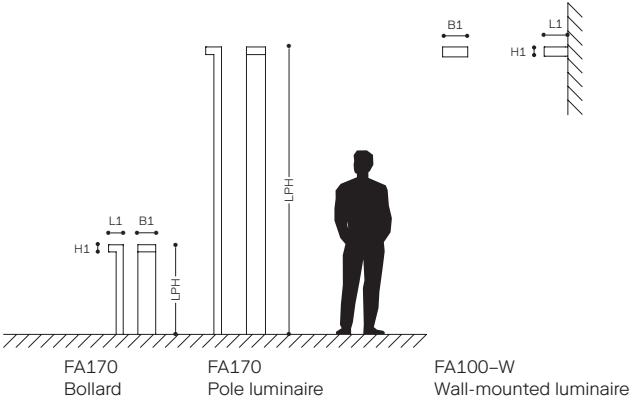


Dimension



Model FA170

- 1 Housing accommodates 1 LED lighting unit (LED Board: 8 LED)
- 2 Current feed: 250 mA–400 mA, depending on ambient temperature
- 3 Electronic operating device with DALI interface
- 4 Various light distributions for area, high bay, street or walkway lighting
- 5 AH02, AP06, AS06, AS07, AS08 (also available in satiné version)
- 6 Lens made from PMMA, with aluminum support plate
- 7 2 model variants: FA170, FA100-W
- 8 Housing made of extruded aluminum profile (optional COR-TEN steel sheet), cover in single-pane safety glass (ESG)
- 9 Pole made of extruded aluminum profile (optional COR-TEN steel sheet) with cable insertion opening, junction box and service door
- 10 Finish: polyester powder coating, silver-gray (RAL 9007/DB 702), other colours upon request (optional COR-TEN steel)



Models / Equipment Variations



FA170
1 Lighting unit



FA100-W
1 Lighting unit

Available Designs



Single



Double T



Wall-mounted

Surface



Wall luminaire
Finish: polyester powder coated



Pole luminaire /
Bollards
Finish: polyester powder coated



Pole luminaire /
Bollards
Finish: COR-TEN steel

11 Colour temperature More colour rendering indexes upon request



Warm white → 3.000 K
CRI ≥ 80




Neutral white → 4.000 K
CRI ≥ 70



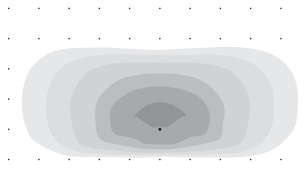
Cool white → 5.700 K
CRI ≥ 70

12 Light distributions

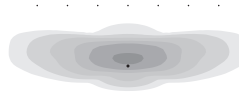
Also available in satiné version



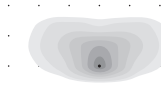
AH02



AP06



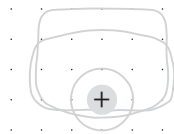
AS06



AS07



AS08



All light distribution options can be combined within the luminaire.

Model	LPH [m]	L1 [mm]	H1 [mm]	B1 [mm]	Lighting units	LED	Luminous flux [lm]②	Power [W]③
FA170	1–4	178	80	200	1	8	600–1,200	7–11
FA100-W	/	100	80	200	1	8	600–1,200	7–11